

Student Administration and Support

Scholarships (1-4)

The screenshot shows the NSP dashboard for an Institute Nodal Officer. The browser address bar displays 'nsp.gov.in/instituteMainDashboard'. The page header includes the National Scholarship Portal logo, the Ministry of Electronics & Information Technology, Government of India, and the Digital India logo. A red banner at the top identifies the user as an Institute Nodal Officer for Government Post Graduate College, Ambala Cantt. (C-57434) for the 2021-22 session.

Welcome: Government
Post Graduate College, Ambala Cantt. (C-57434) Govt. Post Graduate College, Near Football Chowk, Kabari Bazar, Ambala Cantt. , AMBALA , HARYANA
User Type: Institute Nodal Officer

- Administration
- Verification
- Reports
- Logout

1:- From Academic Year 2021-22, all INOs are required to give their AADHAAR information while updating their profile, which will be verified from the UIDAI. NSP does not store AADHAAR on the portal.

2:- INO is advised to carefully enter AADHAAR related information (ie AADHAAR number, Name, Gender, Mobile Number & Date of Birth), as mentioned in her/his Aadhaar card. In case verification fails in first attempt, NSP will automatically try to verify AADHAAR related information again, without Date of Birth.

3:- Profile will be updated only after successful verification of AADHAAR information from UIDAI and subsequent OTP authentication.

Important advisories issued by MoMA for INOs, DNOs and SNOs for verification of applications of 3 scholarship schemes of MoMA

Institute Statistics for all Schemes-AY 2021-22

All applications reverted by MoMA are available in Application Verification and Application Renewal Verification options in INO login.

Verification Menu.


POSE Scholarship

🏠 saralharyana.gov.in 🔊 📄 ☰

SIGN IN HERE

Login ID:

Password:

313648
Type here 

SUBMIT

[Forgot Password](#) [New user ? Register here](#)

Antyodaya SARAL Helpline - 📞 0172-3968400
*7:00 AM - 8:00 PM (Monday to Saturday, excluding Government Holidays)

MRAK Scholarship

🏠 a.highereduhry.ac.in 🔒



**Mahagyani Rishi Ashtavakra
Kendra**

Connecting Divyangjan across Haryana

Registered Mobile Number

Password

1E55B7

Enter Capcha here

Login


[Create Account](#) | [Forget Password](#)

Bus Pass

Inbox (1,101) - arun1kkr@gmail... X Student Bus Pass Lists - Transpo... X +

buspass.hrtransport.gov.in/institutes/BusPassLists.aspx

Inbox (226) - arun1... UNP UINPumpdye... Google MIS Login WhatsApp Rediffmail Department of Hig... https://examforms... Main Menu Facebook Online Admission P... User-Login Depart... Student Bus Pass Li... Inbox (25) - eventy...



Haryana Roadways Bus Passes

Transport Department Haryana

[Home](#) | [Contact us](#)

INSTITUTE STUDENT BUS PASS LISTS 24-Mar-2022 11:17

Govt. College, Ambala Cantt

List ID	Date	Total No. of Passes	Pass Amount	Toll Tax Amount	Receipt No.	Receipt Date
115243	10-Mar-2022 11:37	8	0	0	00	10-Mar-2022
114939	04-Mar-2022 17:15	139	299880	35160	88125493	10-Mar-2022
114901	04-Mar-2022 13:18	22	0	0	00	04-Mar-2022
114155	17-Feb-2022 12:12	151	291650	36840	87918662	04-Mar-2022
113952	12-Feb-2022 09:35	176	0	0	00	17-Feb-2022
113867	11-Feb-2022 09:58	250	0	0	00	11-Feb-2022
113813	09-Feb-2022 15:25	212	0	0	00	10-Feb-2022
113802	09-Feb-2022 14:17	87	0	0	00	09-Feb-2022
113755	09-Feb-2022 10:09	250	0	0	00	09-Feb-2022
113417	12-Jan-2022 09:56	250	0	0	00	08-Feb-2022
113074	21-Dec-2021 11:09	10	0	0	00	30-Dec-2021
113006	16-Dec-2021 14:45	3	6630	780	85232905	16-Dec-2021
112997	16-Dec-2021 11:36	14	0	0	00	16-Dec-2021
112947	14-Dec-2021 10:16	112	0	0	0	15-Dec-2021
112879	10-Dec-2021 10:20	112	0	0	00	13-Dec-2021
112849	08-Dec-2021 16:01	70	0	0	00	09-Dec-2021
112815	07-Dec-2021 14:13	15	28350	3720	84987811	08-Dec-2021

Page 1 of 9, items 1 to 17 of 148.

Copyright © 2010 Directorate of State Transport Haryana - Chandigarh

Type here to search

34°C Haze 13:18 25-03-2022

Passport Service

The screenshot shows the 'Applicant Home' page of the Passport Seva portal. The browser address bar displays the URL: <https://portal1.passportindia.gov.in/AppOnlineProject/secure/loginAction>. The page header includes the date and time: Saturday, March 26, 2022 | 02:26:38 PM, and navigation links for 'Skip to main content', 'Screen Reader Access', 'Sitemap', and 'Home'. The main header features the Passport Seva logo, the text 'PSP Division, Ministry of External Affairs, Government of India', and a user profile for 'PARMODKUMAR7207@GMAIL.COM' with a 'Logout' link. A search bar is located in the top right corner.

A blue banner below the header states: 's and POPSks have started resuming the Operations owing to the relaxations given by the States in line with the COVID-19 guidelines. Intended A'. Below this, the 'Services' menu is visible on the left, listing various options such as 'View Saved/Submitted Applications', 'Apply for Fresh Passport/Re-issue of Passport', and 'Apply for Police Clearance Certificate'. The main content area, titled 'Applicant Home', mirrors these service options. At the bottom, there are two promotional banners: one for 'Safeguard your Passport in a trendy Cover' and another for 'Online New Loans' with the text 'FULFILL YOUR DREAM OF A HOME ANYTIME, ANYWHERE'. A 'Windows' watermark is present in the bottom right corner.

Online Admissions and Fee

dhheadmissions.nic.in

UG Dashboard-PG Skip to Main Content A A+ A- A Eng

Online Admission Portal

Department of Higher Education, Haryana

Search College / Course View Application Status View Payment Status Know Your Result Cut Off List Dashboard-UG Dashboard-PG

Latest News

1. Last date for fresh registration towards UG Admissions extended upto 09.12.2021 (5 p.m).
2. Last date for UG Open Physical Counselling extended upto 10.12.2021 (12 midnight)

Online Admission 2021-22 for Under Graduate (UG)

Title	Date/Timelines
Online Registration and Submission of Application by Applicants on Online Admission Portal	16th August 2021 to 6th September 2021

Online Admission 2021-22 for Post Graduate (PG)

1. Last date for PG Physical Counselling is 10.12.2021.
2. Last date for fresh Registration for PG is 09.12.2021.

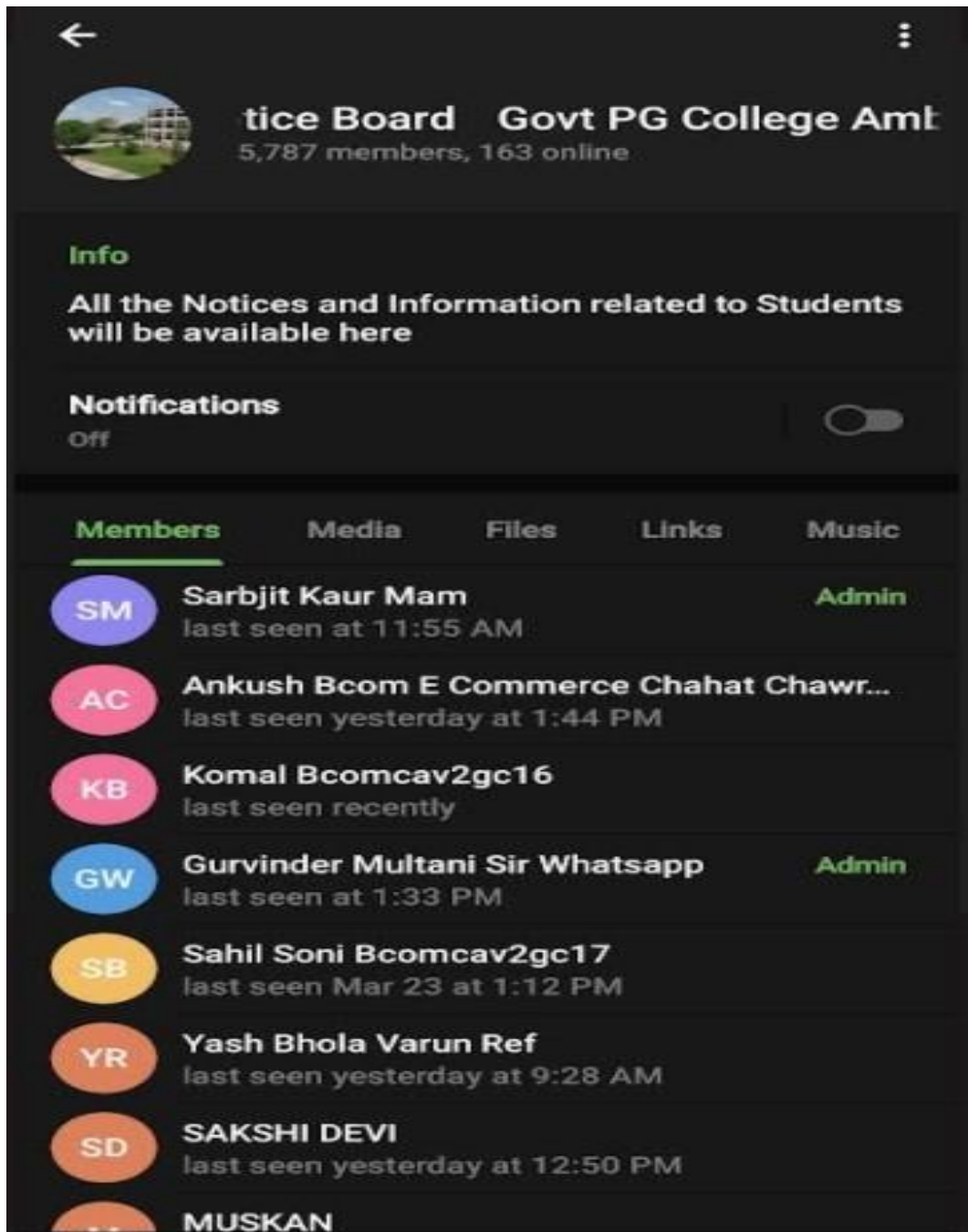
Admission Schedule for Post Graduate (PG)

Sr No.	Title	Date/Timelines
1	Updation of PG Courses/Seats/Fee Structure by the Colleges on Online	5th October 2021 to 6th C 2021

Students WhatsApp Group



Students Telegram Group



NLIST

The screenshot shows the NLIST website header with the logo and navigation menu. Below the header is a dark banner for 'COLLEGE ADMINISTRATOR' with a 'Home | Administrator Login' link. The main content area is titled 'College Administrator Login' and contains a login form on the left and instructions on the right.

NLIST
National Library and Information Services
Infrastructure for Scholarly Content
extending access to e-Resources to colleges in India

College Admin Login | Licences and Fair Use | FAQs | Downloads | Awareness Programme

HOME | ABOUT | MEMBERS | REGISTER | E-RESOURCES | SEARCH

COLLEGE ADMINISTRATOR

Home | Administrator Login

College Administrator Login

Login

Enter College Administrator Email

Enter Password

9 - 3

Calculate and Write Answer Here

Forgot Password?

Login

Instructions

- ▶ Only authorized college administrator can login to this system.
- ▶ If your college is not having college admin login details, please download the [Authorization Letter](#) from here and send the duly filled signed copy to INFLIBNET Centre at [college\[at\]inflibnet.ac.in](mailto:college[at]inflibnet.ac.in).
- ▶ If College has already made payment for N-LIST membership for the year [2022-2023], but N-LIST service is not started in the college then please [submit your payment details](#).
- ▶ Refer the [N-LIST College Administrator Manual](#) for more details about managing your college users and college details.
- ▶ For further query/help, please contact us on +91 79 2326 8243/8244.

British Council

The image shows a screenshot of the British Council India website, specifically the library login page. The page has a dark blue header with the British Council logo and the word "India" in a light blue font. In the top right corner, there are links for "Sign up for our newsletters", "Contact us", "My cart", and a search bar with a magnifying glass icon. Below the header is a navigation menu with items: "Learn English", "Take an exam", "Study in the UK", "Events", "Our work in India", and "Library". The "Library" section is highlighted in a teal color and contains sub-links: "Online library", "Locations", "Events", "Membership", and "My account". The main content area has a breadcrumb trail "Home / Log in" and a message: "Our libraries in Delhi, Chennai and Kolkata have reopened with care. You can visit anytime from Monday to Saturday between 10:00 AM and 6:00 PM without any prior appointment." Below this message are two input fields: "Email address/User id" and "Password". At the bottom left, there is a checkbox labeled "I'm not a robot" and a CAPTCHA logo. At the bottom right, the date "25 March 2022" is displayed.

BRITISH COUNCIL | India

Sign up for our newsletters | Contact us | My cart | Search

Learn English | Take an exam | Study in the UK | Events | Our work in India | Library

Library

Online library | Locations | Events | Membership | My account

Home / Log in

Our libraries in Delhi, Chennai and Kolkata have reopened with care. You can visit anytime from Monday to Saturday between 10:00 AM and 6:00 PM without any prior appointment.

Email address/User id

Password

I'm not a robot

25 March 2022

SOUL

**Integrated Library
Management System**

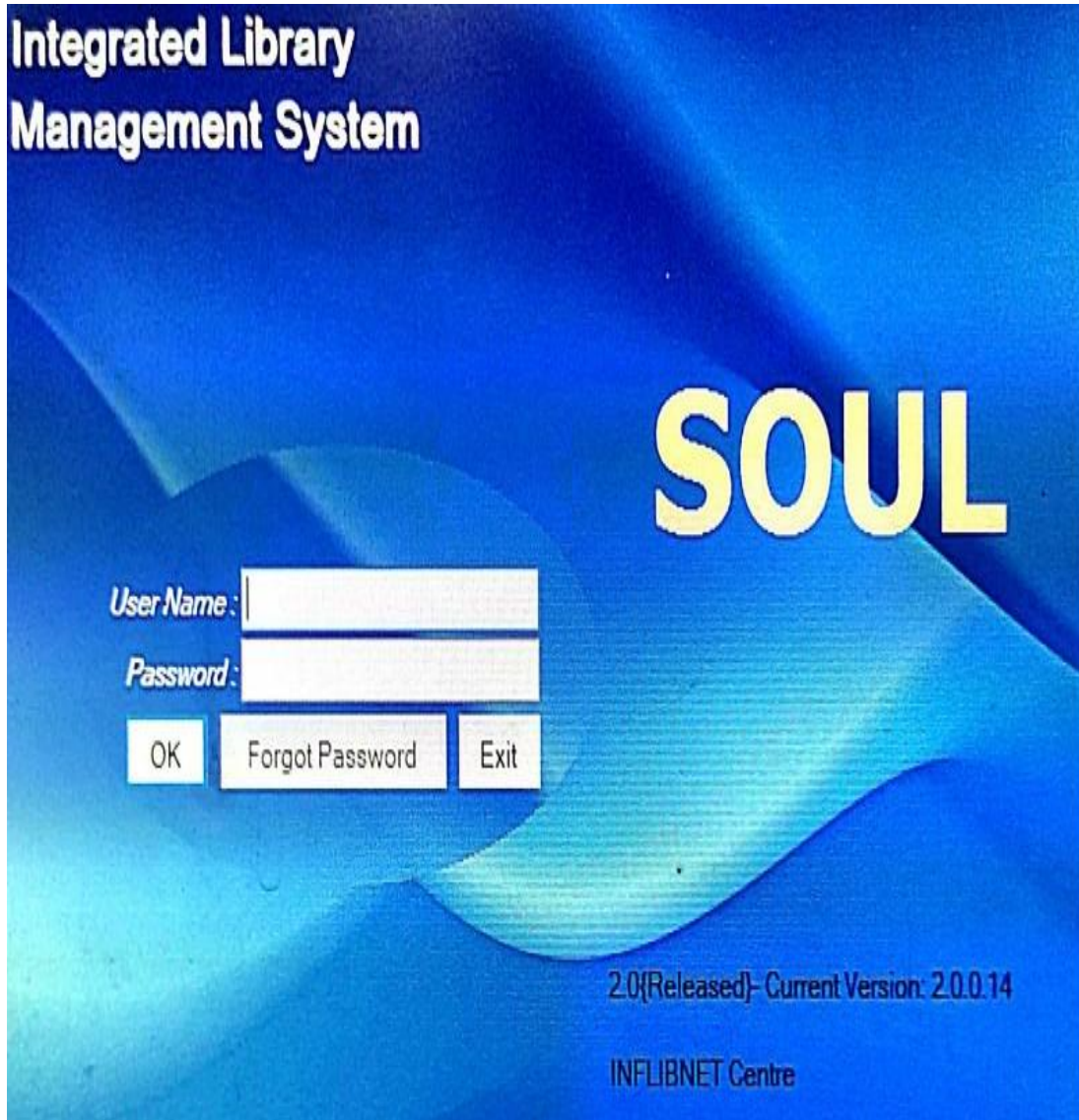
SOUL

User Name:

Password:

2.0{Released}- Current Version: 2.0.0.14

INFLIBNET Centre

The image shows the login interface for the SOUL Integrated Library Management System. The background is a vibrant blue with abstract, wavy patterns. In the top left, the text 'Integrated Library Management System' is displayed in a bold, white font. To the right, the word 'SOUL' is written in large, bold, yellow letters with a slight shadow effect. Below this, there are two white input fields: the first is labeled 'User Name:' and the second is labeled 'Password:'. Underneath the password field are three buttons: 'OK', 'Forgot Password', and 'Exit'. At the bottom right, the text '2.0{Released}- Current Version: 2.0.0.14' and 'INFLIBNET Centre' are visible.

E-Contents CEC

Not secure | www.cecnic.in/cec/

Consortium for Educational Communication
An Autonomous inter- University Centre of University Grants Commission on Electronic Media

ABOUT US + EVENTS + PROJECT + RTI + CONTACT US

SITE MAP

COURSES

Management & Vocational

Educate yourself with Innovative Learning Experience

Participate in "NADI KO JANO" ABHIYAN by - RFRF

WVAS CHANNEL <i>Keep Learning 24/7</i>	CEC MOOCS <i>Enroll/Learn n Proposal</i>	OPEN EDUCATION RESOURCE <i>Learn at your Pace</i>
--	--	---

Online Study Material

<https://highereduhy.ac.in/StudyHome>

HOME ABOUT US UNIVERSITIES COLLEGES RUSA HARYANA BEST PRACTICES NOTICES CONTACT US

HOME /

TO GET THE ONLINE STUDY MATERIAL JUST CLICK ON THE TV SCREEN WITH THE NAME OF THE COURSE OF YOUR CHOICE.
To get the online study material just click on the TV screen with the name of the course of your choice.

1 of 10

Department of Higher Education, Haryana

ONLINE STUDY MATERIAL
by DEPARTMENT OF HIGHER EDUCATION, HARYANA

DIGIGYAN

The Dept. Of Higher Education, Haryana brings an easy to use distance learning solution for the students of Haryana.

- Click on the subject/topic of your choice on the TV screen below to study about the subject.
- You will be redirected to a Google Drive where you can find complete study material on the subject/topic of your choice.

उच्चतर शिक्षा निदेशालय, हरियाणा लाया है, हरियाणा के छात्रों के लिए घर से पढ़ने का आसान उपाय।


- आप जिस विषय के बारे में पढ़ना चाहते हैं सो सीधे टिप गए TV स्क्रीन पर उस विषय को क्लिक करें।
- यह स्क्रीन आपको गूगल ड्राइव के लिंक पर ले जाएगी, जिसमें आप उस विषय के बारे में

Medhavi



मेधवि

Free Online HCS Coaching for students
in collaboration with
Chetan Bharat Learning & Abhyudaya Communications Pvt. Ltd



Shri Manohar Lal
Hon'ble Chief Minister,
Haryana

Shri Kanwar Pal Gujjar
Hon'ble Education Minister,
Haryana



Shri Manohar Lal
Hon'ble Chief Minister

Shri Kanwar Pal
Hon'ble Education Minister

Shri Anand Mohan
Sharan, IAS
Principal Secretary Higher
Education, Haryana

Shri Rajiv Rattan,
IAS
Director Higher Education,
Haryana

Udaan



Government of Haryana
Department of Higher Education

Home / Udaan Mental Health Counseling

Udaan Mental Health Counseling [About](#)

Udaan is a Mental Health Counseling platform supported by TouchBase technology developed by experts in Artificial Intelligence and Cognitive Technologies. TouchBase is a first of its kind platform which connects healthcare facilitators, to healthcare providers, to clients and to pharmacies in making sure each of them fulfill their requirements with ease.

Mission

Udaan mental health counseling platform is working on the mission of raising mental health quotient of individuals specially students by ensuring best medical facility and experts on a single platform.

Vision

The Vision of Udaan is to nullify the physical barriers and connect the healthcare facilitators, pharmacies to needed ones by virtual walk in. Live and personalized consultation and prescription without any charges.



LMS

dhelms.in/my

Inbox (226) - arun... UNP UNPumpdgh... Google MIS Login WhatsApp Rediffmail Department of Hig... https://examforms... Main Menu (6) Facebook Online Admission P... User-Login | Depart... Student Bus Pass Li... Inbox (25) - eventg...

LMS Recent * Help Desk English (en) * CC Ambala Cantt principal

Dashboard

Site home

Calendar

Private files

LMS: Dashboard

Customise this page Message

View Course and Create Course

View Course and Create Course

Dashboard Report

College Wise LMS Dashboard

Start Date End Date College ID 180

3429 Total Enrolled Users	3254 Enrolled Students	175 Enrolled Teachers
158 Total No of Assignments Uploaded By Teachers	9616 Total No of Assignments Assigned To Students	
Teachers Wise Number of Uploaded Assignment	Student Wise Number of Uploaded Assignment	

You are logged in as CC Ambala Cantt principal. Log out

